

Mobile Score Input

As you are all aware, as a consequence of the current Covid – 19 restrictions we are not allowed to handle scorecards, which has caused problems for running competitions.

I am pleased to advise that we now have an electronic score card via How Did I Do which will allow us to return to Medal play.

Most of you will already have access to How Did I Do either via an App on your smartphone or at home on your tablet or computer.

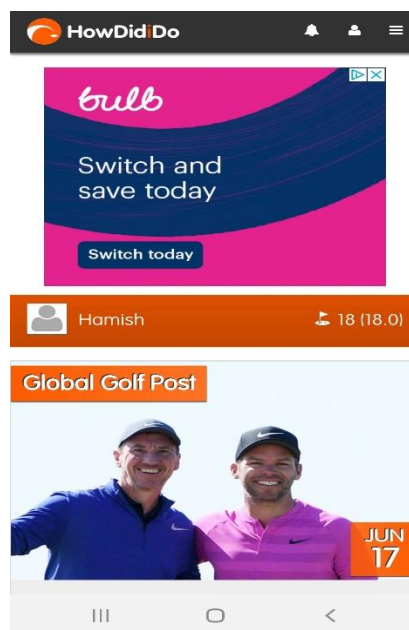
If you haven't got either, then you will need download the Free App How Did I Do from your App Store and register on How Did I Do in order to access the electronic scorecard. **Please be aware when registering it is imperative that you use the same email address as you have registered with the Golf Club.**

The process is all very simple which is good news for everyone. On arrival at the Club sign into the competition, indicate whether or not you wish to enter the sweep and two's, mark your scorecard as normal and at the end of your round add the score to the mobile scorecard and submit.

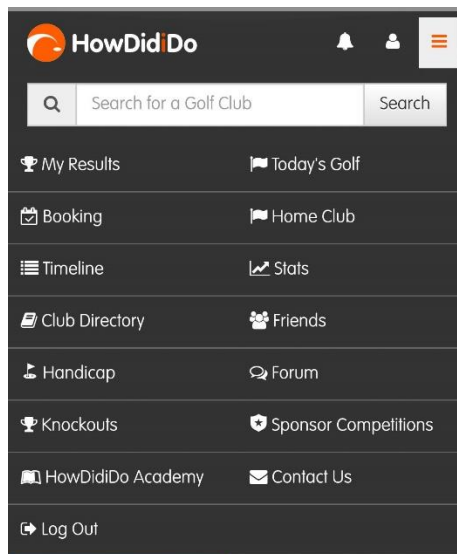
If you don't have the App, then you can do it at home on your computer, by going into How Did I Do website and carrying out the exact same process, but you will need to do this as soon as possible.

If you do not have access to either you must email a copy of your card to Club Admin right away. **Please note that this is strictly limited to the very few members who do not have any form of computer access.**

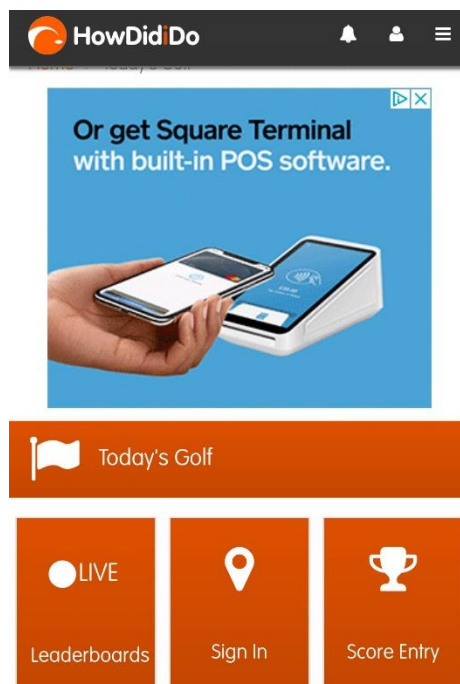
When you open up the App you will see the home screen



To access the score card click on the menu icon in the top right corner (Highlighted) and select Today's Golf

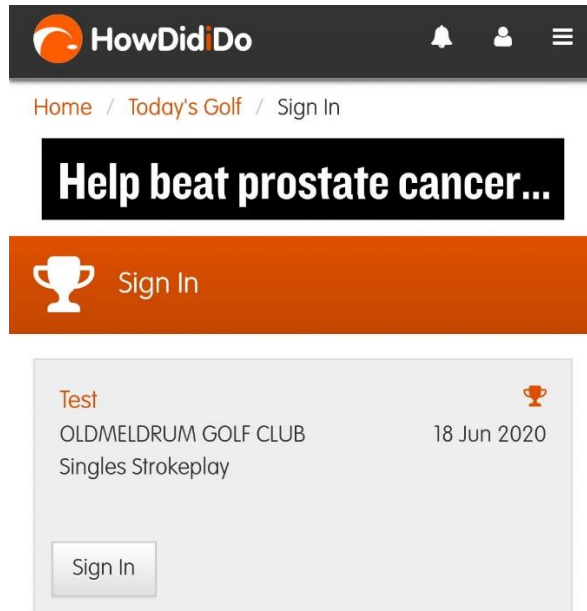


You will then be taken to the Score Card screen



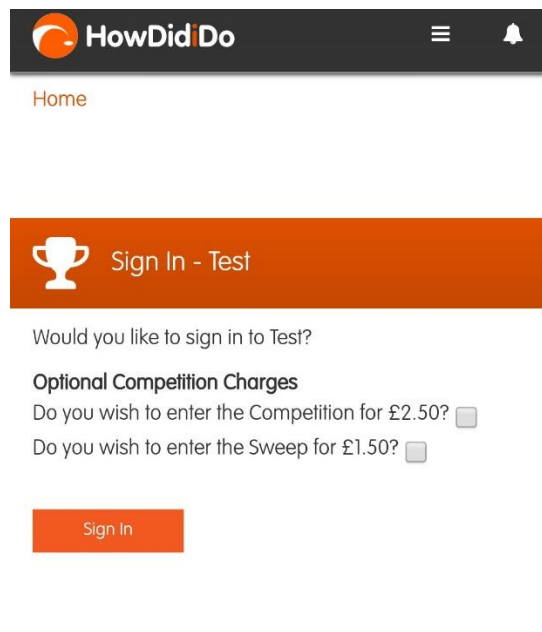
You then select the Sign In Option to be taken to the next screen

You will then see the Competition for that day and should sign in which will then take you to the selection of sweep etc. It may be there are more than one competition on that day so you will need to select the correct competition to enter.



The screenshot shows the top navigation bar of the HowDidDo website with the logo, a notification bell, a user profile icon, and a menu icon. Below the navigation bar is a breadcrumb trail: Home / Today's Golf / Sign In. A prominent black banner with white text reads "Help beat prostate cancer...". Below this is an orange bar with a trophy icon and the text "Sign In". The main content area features a grey box for a competition titled "Test" at "OLDMELDRUM GOLF CLUB" on "18 Jun 2020", with the sub-event "Singles Strokeplay". A "Sign In" button is located at the bottom of this box.

This will take you to the option whether or not to select sweep and two's.



The screenshot shows the top navigation bar of the HowDidDo website with the logo, a menu icon, and a notification bell. Below the navigation bar is a breadcrumb trail: Home. An orange bar with a trophy icon and the text "Sign In - Test" is displayed. The main content area contains the text "Would you like to sign in to Test?". Underneath, there is a section titled "Optional Competition Charges" with two questions: "Do you wish to enter the Competition for £2.50?" and "Do you wish to enter the Sweep for £1.50?", each followed by an unchecked checkbox. At the bottom of this section is an orange "Sign In" button.

If you do choose to enter one or both you will need to make a contactless payment to Hamish Love, via the window at the side of the Pro Shop. You should then confirm your sign in at this stage.

You should then pick up a score card as normal. Please take away your card at the end of your round.

Upon completion of your round re-enter the App and go through the first two screens and select score entry. If you are using the website then do this when you get home.

The screenshot shows the 'HowDidDo' app interface. At the top is a dark header with the logo, a menu icon, and a notification bell. Below the header, the word 'Home' is displayed. The main content area is divided into sections: 'Competition' (Test), 'Player Name' (Hamish DINGWALL (18)), and a score entry section for 'Hole 1'. The score entry section includes a minus button, a central input field containing '0', and a plus button. Below the input field is a 'Nett NR' label. At the bottom right, there is a 'Hole 2 >' button.

Use the plus and minus keys to get the correct score for the hole and then move to the next hole. You will get a 9-hole total after entering the first nine holes and once the 18 holes are entered and you are satisfied it is correct, then submit your score. Job Done.

Members should be aware that in this process you can only enter your own score, there is no facility to enter a score on behalf of another player.